




Kentucky High School Athletic Association

2280 Executive Drive ° Lexington, KY 40505 ° www.khsaa.org ° (859)299-5472 (859)293-5999 (fax)

MEMORANDUM

To: Superintendent, Principal, and Athletic Director
Butler High School

From: Brigid L. DeVries, Commissioner
Larry Boucher, Assistant Commissioner 


Date: June 3, 2004

Subject: 2003-2004 Title IX Annual Report Forms Submission

Enclosed please find a copy of Form T-65, The 2003-2004 Title IX Annual Report Forms Checklist. In addition, you may find an attachment with corrected copies of the forms submitted by your school personnel. Please review this information so the forms can be completed accurately in the future.

Also, KHSAA Audit Staff may have requested a re-submission of some of the 2003-2004 Annual Report Forms or need additional information on your athletic programs. Please submit this information by the date requested if this is applicable. Copies and all KHSAA Title IX documents must be kept current and included in your permanent Title IX File at the school. All documents are subject to Open Records Requests.

Should you need any further information, please do not hesitate to call anytime.



MEMORANDUM

TO: KHSAA Member School Superintendents, Principals, and Athletic Directors

FROM: Brigid L. DeVries, Commissioner
Larry Boucher, Assistant Commissioner

DATE: June 3, 2004

RE: 2004 Title IX Forms Submission

School	Butler High School	Reviewed by	Fran Edwards
--------	--------------------	-------------	--------------

The following is a status report regarding the required 2003 - 2004 Title IX submission of forms due in to the KHSAA office by April 15, 2004. Appropriate audit personnel have reviewed these forms and the following is a summary of this review.

I. Checklist of Forms properly submitted in a satisfactory manner:

✓	GE 19 (Annual Verification)	✓	T-36 (Budget Expenses)
✓	T-1 (Summary Program Chart 1)	✓	T-41 (Checklist - Overall Interscholastic Program)
	T-2 (Summary Program Chart 2)	✓	T-60 (Corrective Action Plan)
✓	T-3 (Summary Program Chart 3)	✓	T-63 (Interscholastic Survey Results)
✓	T-4 (Summary Program Chart 4)	✓	T-68 (Five Year Summary)
✓	T-35 (Budget Expenses)		

II. Status

A.		2003 - 2004 Forms are satisfactory and no further information or action is necessary at this time.
B.	✓	Errors have been noted with respect to the following forms: <ul style="list-style-type: none"> ▪ Form T-2 A corrected copy of this form has been returned to you for placement in your permanent Title IX file to ensure proper submission in the future.
C.		The following forms were omitted and must be submitted by school representatives:
D.	✓	Other Recommendation and Comments: <ul style="list-style-type: none"> ▪ In order to have a representative sample, the return rate for the Interscholastic Athletic Survey should be <u>at the very minimum</u> 70%. The return rate for this year was 60%. ▪ It is not necessary to survey 12th grade students.

**ACCOMMODATION OF INTERESTS AND ABILITIES
SUMMARY PROGRAM CHART 2**

Participation Opportunities Test Two

			Column 1	Column 2	Column 3	Column 4	Column 5
Program			Number of Teams Currently Offered	Number of Participants	Number of Teams Added in Last Five Years	Number of Participants Added in Last Five Years	Percent of Total Participation By Sex Added in Last 5 Years
GIRLS	Row 1	varsity:	8	142	1	33	
	Row 2	j.v.:	4	57	1	14	
	Row 3	frosh:	4	67	2	29	
	Row 4	total:	15 16	266	4	66 76	24.8% 29
BOYS	Row 5	varsity:	8	166	0	0	
	Row 6	j.v.:	4	94	0	0	
	Row 7	frosh:	3	79	0	0	
	Row 8	total:	15	339	0	0	

- 1) For Column 1, list the number of interscholastic teams offered for girls and boys at each competitive level (varsity, junior varsity, and freshman). For girls, total each of the entries in Rows 1, 2, and 3 into Row 4. For boys, total Rows 5, 6, and 7 into Row 8.
- 2) For Column 2, list the number of participants at each level. For girls, total each of the entries in Rows 1, 2, and 3 into Row 4. For boys, total Rows 5, 6, and 7 into Row 8. Note: The totals in Row 4 for girls and in Row 8 for boys must be the same as the totals in Form T-1, Column 3, Rows 1 and 2 respectively.
- 3) For Column 3, list the number of interscholastic teams that have been added in the last five years at each competitive level. Count each team added during the 5 year period only one time. e.g. Girl's junior varsity soccer was added 3 years ago, count the team only once, not 3 times. For girls, total the entries in Rows 1, 2, and 3 into Row 4. For boys, total Rows 5, 6, and 7 into Row 8.
- 4) For Column 4, list the number of participants that are currently on each level of the teams that were added in the last five years. If a team was added previously but no longer exists, there are no current participants to be added for that team. For girls, total the entries in Rows 1, 2, and 3 into Row 4. For boys, total Rows 5, 6, and 7 into Row 8.
- 5) For Column 5, calculate the percentage of participants that have been added in the last five years. For girls, take the number in Column 4, Row 4 and divide by the number in Column 2, Row 4. For boys, take the number in Column 4, Row 8 and divide it by the number in Column 2, Row 8.

Note: If the percentage of current participants added in the last five years is 25% or greater, compliance with test two may be possible. If less than 25%, then compliance with test three should be analyzed. **CAUTION:** 25% is not a formal compliance standard.

Principal's Signature: _____

Date: 4/15/2004



APR 14 2004
Maintenance Office

**2003-2004 KENTUCKY HIGH SCHOOL ATHLETIC ASSOCIATION
ANNUAL VERIFICATION OF TITLE IX PROCEDURES**
(To be submitted by April 15, 2004 along with other required forms)

APR 29 2004 The Butler Traditional High School, Louisville, Kentucky
(Name of High School) (City)

certifies to the Kentucky High School Athletic Association that the following is an accurate and true representation of the facts surrounding compliance with 20 U.S.C. Sections 1681-1688, et. Seq. (also known as Title IX)

I certify the following provisions in accordance with records at the school contained in the permanent Title IX file, and to the best of my knowledge have completed the following tasks. (All boxes must be checked)

X Established a gender equity committee at the high school. (list committee personnel and provide attachment if necessary)

Name	Address	Phone	Title
<u>Kenneth Frick</u>	<u>2222 Crums Lane</u>	<u>485-8220</u>	<u>Principal</u>
<u>Dan Shepard</u>	<u>2222 Crums Lane</u>	<u>484-8506</u>	<u>Athletic Director</u>
<u>Stephanie Barnes</u>	<u>6813 Norway</u>	<u>367-0693</u>	<u>Teacher/Coach</u>
<u>Gail Jones</u>	<u>2222 Crums Lane</u>	<u>485-8506</u>	<u>Teacher</u>
<u>Terri Keown</u>	<u>3105 Savannah</u>	<u>412-288-6974</u>	<u>Insturctional Asst.</u>
<u>Vivian French</u>	<u>4313 Lhanna Dr.</u>	<u>368-9815</u>	<u>Parent</u>

X Scheduled a minimum of three meetings during the 2003-2004 school year on the following dates:
Sept. 12 Dec. 17 Feb.26

X Designated the following person(s) as the Title IX coordinator for the school:

<u>Dan Shepard</u>	<u>Athletic Director</u>	<u>2222 Crums Lane</u>	<u>485-8506</u>
Name	Title	Address	Phone

X School personnel are continuing to make periodic reviews of the boys and girls athletics program reflected in the Corrective Action Plan.

X In addition to the above information, the above referenced school maintains a complete permanent file relative to Title IX records including copies of the self-assessment audit, all corrective action plans, and other related materials.

Donnell W. Fitch
Principal's Signature

4/15/ 2004
Date

Stephen [Signature]
Superintendent Signature

Joseph J. Hardesty
School Board Chairpersons' Signature

(Send original copy to KHSAA - Maintain duplicate in Title IX school folder)

2003-2004
ACCOMMODATION OF INTERESTS AND ABILITIES
SUMMARY PROGRAM CHART 1

KHSAA
 Form T1
 Rev. 8/03

Participation Opportunities Test One

		(Column 1)	(Column 2)	(Column 3)	(Column 4)
	Program	Enrollment	Percentage of Total Enrollment	Number of Interscholastic Participants (double and triple count)	Percentage of Total Participation
Row 1	GIRLS	908	56	266	44%
Row 2	BOYS	715	44	339	56%
Row 3	Totals	1623	100%	605	100%

Instructions:

*Number of 8th grade students & below used in Column 3 and Column 4 calculations if applicable: 11

- Determine the total number of girls enrolled, (place in Row 1, Column 1). Determine the total number of boys enrolled, (place in Row 2, Column 1).
- Add the total number of girls and boys enrolled to determine total enrollment, (place in Row 3, Column 1).
- Calculate the percentage of total enrollment that is female. (Divide Row 1, Column 1 by row 3, Column 1 and place in Row 1, Column 2.) Calculate the percentage of total enrollment that is male. (Divide Row 2, Column 1 by Row 3, Column 1 and place in Row 2, Column 2.) Note: Row 1, Column 2 plus Row 2, Column 2 should total 100%.
- Ask the head coaches to review the most updated eligibility or squad lists for their teams. Ask coaches to confirm the names of those individuals who are on the team as of the first date of competition, and cross out the names of those who were cut from the team or quit the team prior to the first competitive event. Determine the total number of interscholastic athletics participants that are girls, (and place in Row 1, Column 3). In order to determine the total number of athletics participants, an individual should be counted each time he or she participates on a team. For example, if Jane Doe competes on the varsity volleyball team, the junior varsity volleyball team, the junior varsity basketball team, and the varsity softball team, she should be counted as four participants (do not include club or intramural sports participants, cheerleaders, dance teams, or pom squads). Calculate the same way for boys and girls. * In addition, should 8th grade students and below play on a Freshman, Junior Varsity, or Varsity team, they should also be counted for each team and sport on which they participate. If applicable, please asterisk the above notation as to how many 8th grade students & below are included in the totals. Using the same procedure, determine the total number of interscholastic athletic participants that are boys, (and place in Row 2, Column 3). Add Row 1, Column 3 plus Row 2, Column 3 to get total participants and place in Row 3, Column 3.
- Calculate the percentage of female participation. (Row 1, Column 3 divided by Row 3, Column 3 and place in Row 1, Column 4.) Calculate the percentage of male participation. (Row 2, Column 3 divided by Row 3, Column 3 and place in Row 2, Column 4.) Note: Row 1, Column 4 plus Row 2, Column 4 should total 100%.

Note: While being within three percent is not a formal compliance standard; if the percent listed in Row 1, Column 4 is within 3% of Row 1, Column 2, then it provides a good target within which compliance is likely.

Principal's Signature: *Bonnie W. Smith* Date: 4/15/2004

2003-2004
ACCOMMODATION OF INTERESTS AND ABILITIES
SUMMARY PROGRAM CHART 3

Participation Opportunities Test Three

FOR ANY QUESTION ANSWERED "YES" IDENTIFY THE RESPECTIVE SPORT(S).

	GIRLS (Yes / No)		BOYS (Yes / No)
1. For a sport not currently played at the interscholastic level (varsity, junior varsity, or freshman) in your school, is there an intramural team offered for that sport?	No		No
2. For a sport <u>not</u> currently offered in your interscholastic athletics program, is there sufficient interest to form a viable interscholastic team based on participation on an intramural team or community recreation teams?	No		No
3. For a sport <u>not</u> currently offered, is there sufficient interest to form a viable interscholastic team based on student responses from the interscholastic survey?	Yes Field Hockey		Yes Wrestling
4. For a sport currently offered at the varsity level only, is there sufficient interest to form a viable team for a junior varsity, or freshman team that is not currently offered?	No		No
5. For a sport currently offered at the junior varsity or freshman level is there sufficient interest to form a varsity team not currently offered?	No		No
6. If you answered YES to question (1), (2), (3), (4), or (5), are there enough high schools in your geographic area offering the sport (at the appropriate level) to allow for the development of a reasonable schedule of competition?	Yes		Yes

Principal's Signature: 

Date: 4/15/2004

2003-2004
ACCOMODATION OF INTERESTS AND ABILITIES
SUMMARY PROGRAM CHART 4

Levels of Competition Test One

		Column 1	Column 2	Column 3
Girls	Team Levels	Number of Teams Currently Offered	Number of Participants	Percentage of Participants at Each Level
Row 1	varsity:	8	142	53%
Row 2	j.v.:	4	57	21%
Row 3	frosh:	5	67	26%
Row 4	total:		266	100%
Boys				
Row 5	varsity:	8	166	49%
Row 6	j.v.:	5	94	28%
Row 7	frosh:	3	79	23%
Row 8	total:		339	100%

- 1) Column 1, list the number of interscholastic teams offered for girls and boys at each competitive level; varsity, junior varsity, and freshman. (Refer to Form T-2, Accommodation of Interests and Abilities, Summary Program Chart 2, Column 1.)
- 2) For Column 2, list the number of participants at each level. For girls, total the entries in Rows 1, 2, and 3 into Row 4. For boys, total the entries in Rows 5, 6, and 7 into Row 8. (Refer to Form T-2, Accommodation of Interests and Abilities, Summary Program Chart 2, Column 2.)
- 3) For Column 3, calculate the percentage of female and male participants at each level.
For girls' varsity, junior varsity, and frosh, respectively:
 - Divide Column 2, Row 1 by Column 2, Row 4, and place the percentage in Column 3, Row 1.
 - Divide Column 2, Row 2 by Column 2, Row 4, and place the percentage in Column 3, Row 2.
 - Divide Column 2, Row 3 by Column 2, Row 4, and place the percentage in Column 3, Row 3.
 -
 For boys' varsity, junior varsity, and frosh, respectively:
 - Divide Column 2, Row 5 by Column 2, Row 8, and place the percentage in Column 3, Row 5.
 - Divide Column 2, Row 6 by Column 2, Row 8, and place the percentage in Column 3, Row 6.
 - Divide Column 2, Row 7 by Column 2, Row 8, and place the percentage in Column 3, Row 7.

Principal's Signature: Jenneth W. Fuch Date: 4/15/2004

**2003-2004
BUDGETED AND ACTUAL EXPENDITURES - PROGRAM COMPARISON CHART
TO INCLUDE BOOSTER CLUB FUNDING**


	equipment and supplies		travel		awards		coaches' salaries (to include supplemental and extended employment)		facilities improvements		publications (if sport-specific)	
	B	E	B	E	B	E	B	E	B	E	B	E
G basketball	10,000	10,118.3	6,000	6,253.89	500	645.18	*	1,000	776.85	0	0	
B basketball	8,00	8,167.87	1,500	1,398.15	500	377.76	*	1,000	659.89	0	0	
G softball	6,000	6,275.60	2,000	1,982.78	1,000	1,040	*	800	753.50	0	0	
B baseball	6,000	5,194.25	7,000	7,110	2,000	1,870	*	1,200	1,140	0	0	
G cross country	2,500	2,529.06	0	0	2,000	2,115.68	*	0	0	0	0	
B cross country	2,500	407.85	0	174.92	2,000	2,255.97	*	0	0	0	0	
G golf	2,000	1,719.88	0	0	500	500.06	*	0	0	0	0	
B golf	1,000	665.00	0	737.20	500	474.04	*	0	0	0	0	
G soccer	3,000	1,433.64	0	0	1,000	1,105.12	*	1,200	1,223.45	0	0	
B soccer	3,000	3,619.64	0	0	300	247.57	*	1,200	1,223.45	0	0	
G swimming	0	0	0	0	0	0	0*	0	0	0	0	
B swimming	0	0	0	0	0	0	0*	0	0	0	0	

1. Budget and expenditures on this 2003-2004 year report due by April 15, 2004, should reflect the total monies budgeted and spent for the entire year of 2002-2003 ending June 30, 2003.

2. "B" is for budgeted dollar amounts and "E" is for actual dollar expenditures. * All coaches are paid from the Jefferson County Bd of Education pay index. This index is attached.

3. Booster Club Funding/Contributions must be included in the expenditures total. Total Expenditures \$ 40,131.09 % for boys 44 % for girls 55

4. Indicate percentage of total expenditures for each gender: Total Expenditures \$ 40,131.09 % for boys 44 % for girls 55

Principal's Signature:  **Date:** 4/15/2004

Copyright 1999, Good Sports, Inc., Title IX and Gender Equity Specialists. All rights reserved.

**2003-2004
BUDGETED AND ACTUAL EXPENDITURES - PROGRAM COMPARISON CHART 2
TO INCLUDE BOOSTER CLUB FUNDING**

Teams	equipment and supplies		travel		awards		coaches' salaries (to include supplemental and extended employment)		facilities improvements		publications (if sport-specific)	
	B	E	B	E	B	E	B	E	B	E	B	E
G track	2,500	2,630	0	0	1,000	949	*	500	446			
B track	2,500	777.14	0	0	1,000	378	*	500	415			
G tennis	1,000	617.68	0	0	300	278	*	0	0			
B tennis	1,000	1,193	0	0	300	185	*	0	0			
G volleyball	4,000	4,193	2,000	1,704	400	406	*	0	0			
B wrestling	0	0	0	0	0	0	*	0	0			
G (list sport)							*					
B (football)	14,000	14,191	1,500	1,596	2,500	2,641	*	2,000	1,808			
G (list sport)							*					
B (list sport)							*					

1. Budget and expenditures on this 2003-2004 year report due by April 15, 2004, should reflect the total monies budgeted and spent for the entire year of 2002-2003 ending June 30, 2003.

2. "B" is for budgeted dollar amounts and "E" is for actual dollar expenditures. * All coaches are paid from the Jefferson County Bd. Of Education extra Booster Club Funding/Contributions must be included in the expenditures total. Duty pay index. A copy of this index is attached.

4. Indicate percentage of total expenditures for each gender: Total/Expenditures \$ 23,782 % for boys 69 % for girls 31


Principal's Signature: *Dorothy W. Smith* Date: 4/15/2004

2003-2004 KHSAA TITLE IX ATHLETICS AUDIT

KHSAA
Form T41
Rev. 8/03

Checklist - Overall Interscholastic Athletics Program

Areas of Compliance	ADVANTAGE TO (Respond based on Internal Evaluation by checking the appropriate column.)		
	GIRLS' PROGRAM	BOYS' PROGRAM	NEITHER PROGRAM
OPPORTUNITIES			
Accommodation of Interest and Abilities			X
BENEFITS			
Equipment and Supplies			X
Scheduling of Games and Practice Time			X
Travel and Per Diem Allowances			X
Coaching			X
Locker Rooms, Practice and Competitive Facilities			X
Medical and Training Facilities and Services			X
Publicity			X
Support Services			X
Athletic Scholarships			X
Tutoring			X
Housing and Dining Facilities and Services			X
Recruitment of Student Athletes			X

Principal's Signature:  Date: 4-15-04

SCHOOL NAME
2003-2004
TITLE IX

Butler Traditional High School

CORRECTIVE ACTION PLAN

To complete this form, indicate the intended area which needs corrective action, the suggested change and time table for implementation. You may copy this form as needed. Please attach corrective action plans along with audit forms and submit by April 15, 2004.

ITEM FOR CORRECTION	SUGGESTED CHANGE	TIME TABLE FOR CORRECTIVE ACTION
Continue adding Girls Athletic programs	Add Girls Field Hockey	Fall of 2004/ or 2005
Create more teams for female participants	Add 9th grade program in Girls Soccer	Fall of 2004

For all areas currently identified as items for correction, an intended corrective action explanation is needed.
THIS FORM SHALL BE TYPED.

Principal's Signature: *Donna W. Smith* Date: 4/15/2004

2003-2004 INTERSCHOLASTIC ATHLETICS SURVEY
Summary of Student Responses

School Name: Butler High School
School Enrollment: 1623
Date: Feb 12, 2004
Completed By: Dan Shepard, Athletic Director

Instructions:

1. Summarize the Student Athletics Interest Surveys Form T-61 by listing the total number of responses on the line next to each sport.
2. Under the Other Category please provide a listing of the sports as well as the number of students who are interested in participating.
3. Please sign and date the Summary Form (T-63) and mail the Summary Form only to the KHSAA by April 15, 2003. Do not mail the student surveys (Form T-61). However, these Forms should be maintained in your files in the event they are requested subsequently.

1592 Number of Surveys
956 Total Returned
9-12 Grades Surveyed

How Was The Survey Administered? Passed out in homerooms, to all students in grades.9-12
(e.g. was it given in all English classes, or all home rooms, or advisee/advisor?)

Fall Sports (List Total Number of Participation Responses)

21 Cross Country (Girls)
18 Cross Country (Boys)
26 Field Hockey (Girls)
163 Football (Boys)
7 Golf (Girls)
12 Golf (Boys)
53 Soccer (Girls)
43 Soccer (Boys)
36 Volleyball (Girls)
7 Volleyball (Boys)

Winter Sport (List Total Number of Participation Responses)

54 Basketball (Girls)
66 Basketball (Boys)
7 Gymnastics (Girls)
14 Indoor Track (Girls)
21 Indoor Track (Boys)
12 Swimming & Diving (Girls)
7 Swimming & Diving (Boys)
11 Wrestling (Boys)

(From Student Survey T-61 Question 7)

<u>Sport</u>	<u>Number</u>
<u>Volleyball</u>	<u>7</u>
<u>Soccer</u>	<u>22</u>
<u>Softball</u>	<u>18</u>
<u>Bowling</u>	<u>15</u>
<u>Basketball</u>	<u>88</u>
<u>Baseball</u>	<u>33</u>

Reasons for not participating in interscholastic athletics.
(From Survey Question 8)

<u>Response</u>	<u>Number</u>
<u>14</u> I prefer other activities such as band, chorus, etc.	
<u>43</u> I don't have time	
<u>6</u> The practice schedules and game times are inconvenient	
<u>9</u> The sport I like isn't offered	
<u>8</u> It's too expensive	
<u>11</u> I prefer to participate in club or intramural sports	
<u>26</u> Working	
<u>12</u> Other	

Student Suggestions to encourage participation

There should be more intramural sports .

P. E. classes should offer more sports .

Donnell W. Fitch
Principal's Signature

4-15-04
Date

Attachements :

- 1. Jefferson County Extra Service Pay Schedule 2003-04**
- 2. Other Activities in Senior High Schools**
- 3. Butler Traditional High School Prime Time Schedule**
- 4. Butler Traditional High School Cheer Selection Policy**

EXTRA SERVICE PAY SCHEDULE 2003-04

ATHLETIC AND RELATED ACTIVITIES IN SENIOR HIGH SCHOOLS

TITLE		STEP 0	STEP 1	STEP 2	STEP 3	STEP 4
Athletic Director		3926	4539	5153	5766	6380
Head Football		3272	3783	4294	4805	5316
Head Basketball (1)		3272	3783	4294	4805	5316
Asst. Football		1963	2270	2676	2883	3190
JV Basketball (1)		1963	2270	2676	2883	3190
Track (1)		1963	2270	2676	2883	3190
Baseball		1963	2270	2676	2883	3190
Softball		1963	2270	2676	2883	3190
Wrestling		1963	2270	2676	2883	3190
Volleyball		1963	2270	2676	2883	3190
Cheerleaders		1963	2270	2676	2883	3190
JROTC Rifle Team		1963	2270	2676	2883	3190
Sch Tech Coordinator		1963	2270	2676	2883	3190
Drill Corps		1636	1895	2147	2403	2658
Cross Country (1)		1636	1895	2147	2403	2658
Field Hockey		1636	1895	2147	2403	2658
Soccer (1)		1636	1895	2147	2403	2658
Tennis (1)		1636	1895	2147	2403	2658
JV Volleyball		1309	1513	1718	1922	2127
Golf (1)		1309	1513	1718	1922	2127
Swimming		1309	1513	1718	1922	2127
Chess Sponsor		1309	1513	1718	1922	2127
ROTC Drill Team		1309	1513	1718	1922	2127
Asst. Wrestling (2)	26	1309	1513	1718	1922	2127
Asst. Field Hockey (2)	JV SCH	1309	1513	1718	1922	2127
Asst. Track (1)(2)	32	981	1135	1288	1441	1595
Asst. Soccer (1)(2)	JV SCH	981	1135	1288	1441	1595
Freshman Basketball (1)		981	1135	1288	1441	1595
Freshman Football		981	1135	1288	1441	1595

ASSISTANT ATHLETIC DIRECTOR'S (GAME MANAGERS)

TITLE		STEP 0	STEP 1	STEP 2	STEP 3	STEP 4
Assistant Athletic Director		1700	2000	2300	2600	3000

Schools will be required to pay the listed Board approved scale. However, step progression is not mandatory.

SCHOOL FUNDED SPORT/SUPPORT POSITIONS

TITLE		STEP 0	STEP 1	STEP 2	STEP 3	STEP 4
SCHOOL FUNDED SPORT/SUPPORT		200	500	800	1100	1400

Schools will be required to pay the listed Board approved scale. However, step progression is not mandatory.

OTHER ACTIVITIES IN SENIOR HIGH SCHOOLS AND *YPAS

Title	STEP 0	STEP 1	STEP 2	STEP 3	STEP 4
Band Director	2944	3405	3864	4325	4785
Academic Competition Coordinator	1963	2270	2576	2883	3190
Asst Band Director (3)	1309	1513	1718	1922	2127
*Choral Director	1309	1513	1718	1922	2127
Newspaper Sponsor	1309	1513	1718	1922	2127
Yearbook Sponsor	1309	1513	1718	1922	2127
*Drama Sponsor	1309	1513	1718	1922	2127
Speech and Debate	1309	1513	1718	1922	2127
*Instrumental Band Dir	1309	1513	1718	1922	2127
*Instrumental Strings Dir	1309	1513	1718	1922	2127
Orchestra (Concert) Dir	1309	1513	1718	1922	2127
Quick Recall Sponsor	1309	1513	1718	1922	2127
**JV Quick Recall Sponsor	500				
**Future Problem Solving Sponsor	318				

Band Director: Out of County Band Camp \$80.00 per day, Maximum 7 days

ATHLETIC AND RELATED ACTIVITIES IN MIDDLE SCHOOLS

TITLE	STEP 0	STEP 1	STEP 2	STEP 3	STEP 4
School Tech Coordinator	1636	1895	2147	2403	2658
Basketball (1)	981	1135	1288	1441	1595
Academic Competition Coordinator	981	1135	1288	1441	1595
Cheerleaders	654	756	859	961	1063
Drill Corps	327	378	429	481	532
Quick Recall	327	378	429	481	532
Future Problem Solving	327	378	429	481	532
Activities Sponsor	327	378	429	481	532

ACTIVITIES IN ELEMENTARY SCHOOLS

TITLE	STEP 0	STEP 1	STEP 2	STEP 3	STEP 4
School Tech Coordinator	1309	1513	1718	1922	2127

(1) Increment times 1.5 is paid to a person who coaches both teams.

(2) Increment is for teams which meet approved participation levels.

(3) Increment is for 100 or more members of marching band.

** Paid by the Academic Competition Department and not subject to step increases.

Butler Traditional Athletics

2222 Crums Ln
Louisville, KY
40216

Dan Shepard, CAA
Athletic Director
Telephone 502-485-8506
Fax 502-485-8517

The following reflects the "Prime Time / Prime Night" Home scheduling of the Butler High School Girls and Boys Varsity Basketball Schedule for the school year 2003-2004:

The Girls Varsity Basketball team played seven home basketball games for the 2003-2004 season.

The Boys Varsity Basketball team played eight home basketball games for the 2003-2004 season.

The breakdown of the seven girls games are as follows:

Five were played on nights, which the Boys Varsity also played a home game.

Of the five games played the same nights as the boys, two were held on Fridays (Prime Night) and three were held on Tuesdays. Two of the Friday dates and three of the Tuesday dates had the girls playing at the "Prime Time" 7:30.

The other two nights, which the Girls Varsity played at home, were made up of one Friday and one Thursday. Both games were held at the 7:30 time slot.

Every effort has been made to adhere to the Prime Time / Prime Night directive issued in 1972 in relationship to scheduling home basketball games at the high school level.



Butler Traditional Athletics

2222 Crums Ln
Louisville, KY
40216

Dan Shepard, CAA
Athletic Director

Telephone 502-485-8506
Fax 502-485-8517

The following guidelines were used for selection of the cheerleading squads at Butler Traditional High School:

2003-2004 School Year:

The try-outs for the squads were held during May 2003. There were 10 freshmen girls, and 35 Varsity / JV squad girls that made the team. A team of KAPOs and Cheer sponsors were the judges. They watched a try-out routine by each participant, selected the team. The try-outs were held after a two day cheerleading clinic, at which time each participant was coached in elements of cheerleading.

The Freshmen Squad will be responsible for cheering at home freshman football games and selected home basketball games.

The Varsity squad will be divided into two squads, which will cheer at JV home and Varsity home and away Football games.

The Varsity squad will also be responsible for cheering at all home and away Varsity Boys and Girls Basketball games. Alternating the home and away and the gender of the games cheered by the two squads will accomplish a balance. No one squad will be responsible for cheering just for boys or girls.

